

### Getting Started

Two ways to access the BorgWarner Benefits Hub:

1. Login to Workday and click on the **BorgWarner Benefits badge**.  
**OR**
2. Register your account at **www.borgwarnerbenefits.com**:
  - Enter the last four of your Social Security number, date of birth, and answer a few security questions.
  - The case-sensitive Company Key is **borgwarner**.
  - Once registered, **Log in** using your **Username** and **Password**.

Please Note: You must provide an email address to complete your enrollment.

### Update your Contact Information

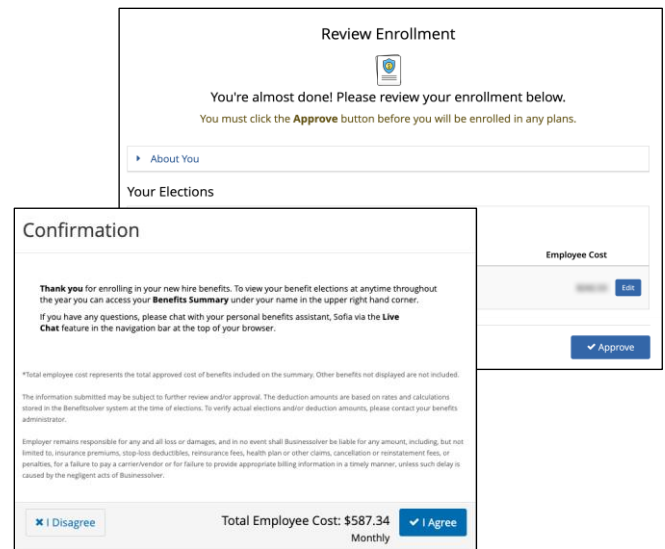
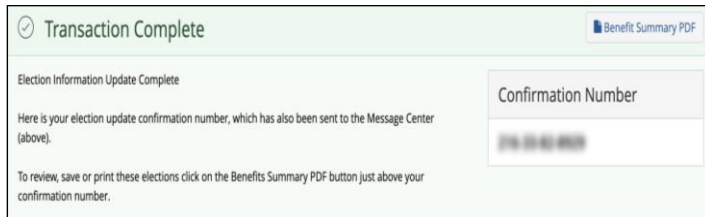
- ▶ The first time you visit the **BorgWarner Benefits Hub**, update your contact information and preferences for important notifications about your benefits and enrollment.
- ▶ You can also sign up to receive notifications via text message.

### Two Ways to Enroll

- ▶ Review what's new and changing for your 2025 benefits on the **Annual Enrollment** page.
- ▶ The calendar at the top of the page lets you know how many days you have left to enroll.
- ▶ When ready to enroll, click the **Start Here** button at the top of the page:
  - Select **I'd Like Help Choosing Plans** and answer a few simple questions to find the plans that best fit your unique needs.  
**OR**
  - Select **I Know What I Want** to select or waive each coverage option and determine which dependents you want to cover.

## Enroll

- ▶ **Select** or **Waive** coverage and choose who to cover for each election—your selection will be highlighted in green.
- ▶ Use the **Plan Details** and **Compare Plans** tools to view details.
- ▶ Review your personal information, elections, dependents, and add beneficiary(ies), then **Approve** your elections.
- ▶ To finish, click **I Agree**.
- ▶ When your enrollment is complete, you will receive a **Confirmation Number** and can print your **Benefit Summary** for your records.

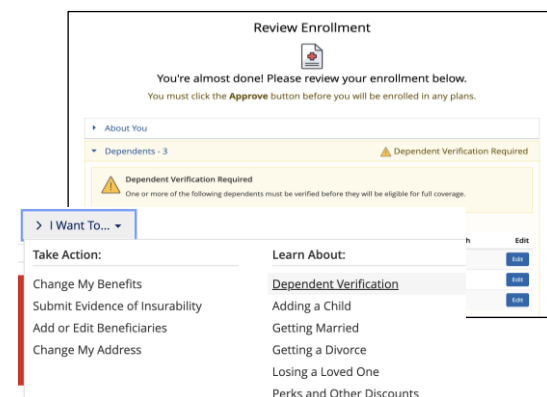


## Designate Beneficiary(ies)

- ▶ To add a new beneficiary, select **+ Add New Beneficiary**.
- ▶ Select the **Beneficiary Type**:
  - **Person** (An individual or an estate): Provide the name, relationship status, phone number, and address.
  - **Trust** (A legal entity designed to hold, manage, or distribute assets): Provide the Trust name and description.
  - After enrollment, you may be prompted to complete an evidence of insurability (EOI). Updated life and AD&D elections will not be effective until EOI requirements are met.
- ▶ Designate your beneficiary(ies):
  - If you name multiple beneficiaries, you must specify the percentage each beneficiary will receive.
  - The allocation for each—primary and contingent—must equal 100%.

## Verify Dependents

- ▶ After your enrollment, you may be asked to submit documentation to verify your dependents.
- ▶ You will receive a message in your **Message Center** and in your **Important Reminders**.
- ▶ Reply to the message and include required documentation or upload a photo in the **MyChoice benefits app**.
- ▶ For Dependent Verification Questions, you can call the BorgWarner Billing and Verification Service at 888-259-0594



## Questions?

Get instant answers to your benefits questions by chatting with Sofia—your personal benefits assistant—available on the BorgWarner Benefits Hub and on the MyChoice benefits app. If you need additional assistance, you can call or email **HR Link** at **1-844-429-5465** | [HRLink@Borgwarner.com](mailto:HRLink@Borgwarner.com)