

Ancillary Parts

EFR WASTEGATE CANISTER SELECTION GUIDE

Core Assy.	A-TYPE 0.64a/r TH	G-TYPE 0.80a/r TH	B-TYPE 0.83a/r TH	F & F(v)-TYPE 0.85a/r TH	C-TYPE 0.92a/r TH
6258	179282, 179283, or 179284	179420, 179421, or 179422	179285, 179286, or 179287	179282, 179283, or 179284	
6258*	Optional Super Short Canister 59001107255, 59001107262, or 59001107261				
6758					
6758*					
7163*					
7064					179285, 179286, or 179287
7670					
8374					
8474					
9274					
9180					
9280					

EFR WASTEGATE CANISTER BRACKET KIT SELECTION GUIDE

Core Assy.	A-TYPE 0.64a/r TH	G-TYPE 0.80a/r TH	B-TYPE 0.83a/r TH	F & F(v)-TYPE 0.85a/r TH	C-TYPE 0.92a/r TH
6258	179427	179428	179428	179427	
6258*	Super Short Canister 59007119007				
6758					
6758*					
7163*					
7064					179428
7670					
8374					
8474					
9274			179429		179429
9180					
9280					

Each Wastegate Bracket Kit Includes:

- (1) Stainless steel bracket
- (3) Bracket to bearing housing screws
- (2) Canister to bracket lock nuts
- (1) Actuator rod nut (outboard side)
- (1) Long 410mm wastegate signal hose
- (2) Hose clamps

EFR CANISTER PRELOAD GUIDE

ROD & SPRING FULL STROKE		LOW BOOST		MEDIUM BOOST		HIGH BOOST	
		179282, 179420, OR 179285 STANDARD CANISTER 59001107255 SUPER SHORT CANISTER		179283, 179421, OR 179286 STANDARD CANISTER 59001107262 SUPER SHORT CANISTER		179284, 179422, OR 179287 STANDARD CANISTER 59001107261 SUPER SHORT CANISTER	
PRELOAD	CAPABILITY	WG Crack-Open Pressure (psi)	Full Stroke Pressure (psi)	WG Crack-Open Pressure (psi)	Full Stroke Pressure (psi)	WG Crack-Open Pressure (psi)	Full Stroke Pressure (psi)
(mm / nut turns)	inches (mm)						
0	0.67" (17mm)	4.0 psi	13.7 psi	8.8 psi	20.6 psi	16.8 psi	32.3 psi
1	0.63" (16mm)	4.9 psi	13.8 psi	9.6 psi	20.6 psi	17.3 psi	32.3 psi
2	0.59" (15mm)	5.7 psi	14.0 psi	10.8 psi	20.6 psi	17.6 psi	32.3 psi
3	0.55" (14mm)	6.1 psi	14.1 psi	11.2 psi	20.6 psi	17.8 psi	32.3 psi
4	0.51" (13mm)	6.8 psi	14.3 psi	11.9 psi	20.6 psi	17.9 psi	32.3 psi
5	0.47" (12mm)	7.3 psi	14.4 psi	12.3 psi	20.6 psi	18.1 psi	32.3 psi
6	0.43" (11mm)	8.0 psi	14.4 psi	13.2 psi	20.6 psi	18.6 psi	32.3 psi
7	0.39" (10mm)	8.5 psi	14.6 psi	14.0 psi	20.6 psi	19.0 psi	32.3 psi
8	0.35" (9mm)	9.1 psi	14.6 psi	14.5 psi	20.6 psi	19.3 psi	32.3 psi
9	0.31" (8mm)	9.6 psi	14.7 psi	14.8 psi	20.6 psi	19.4 psi	32.3 psi
10	0.28" (7mm)	9.9 psi	14.7 psi	15.9 psi	20.6 psi	19.6 psi	32.3 psi
		Use with up to 13 psi applied pressure		Use with up to 19 psi applied pressure		Use with up to 31 psi applied pressure	

Note 1: Avoid too little preload. The diaphragm can rub (and wear) against the top of the can. We recommend 3mm of preload as a starting point.

Note 2: Avoid too much preload. Too much preload can cause premature diaphragm wear, but can be used functionally to limit travel and avoid boost droop at high RPM.


Note 3: When using solenoid valve boost control, the signal pressure that the WG canister sees can be bled off. Select a canister that will allow nearly full stroke.

Note 4: The "use with up to" pressures avoid long-term wear. By bottoming out the stroke, the diaphragm can be distressed over the course of time.

Note 5: EFR turbo assemblies come standard with the "Medium Boost" WG canisters. "Low" or "High" as well as Super Short boost actuator canisters can be purchased from an EFR dealer.


Ancillary Parts

Hardware/Installation Kit
#179423



- (1) Turbine housing outlet V-band clamp
- (2) V-band clamp nuts
- (2) Water port plugs
- (6) Water port plug sealing washers
- (1) Oil inlet fitting (-4an) w/seal and washer
- (1) Compressor cover outlet V-band clamp for 83 & 91mm
- (5) Clamp plate bolts
- (5) Clamp plates, 1-hole
- (1) Turbine inlet gasket for T25 flange
- (1) Turbine inlet gasket for T3 flange
- (1) Turbine inlet gasket for T4 divided flange

Clamp Kit, Turbine Housing to Bearing Housing for Aluminum B2 Bearing Housings
#59007119005




- (1) Clamp Plate, 3-hole
- (1) Clamp Plate, 2-hole
- (5) Bolts, Cross drilled A286
- (1) Shim

V-Band, Turbine Inlet for F(v) Housings
#59001095100



Super Short Canister



59001107255	59001107262	59001107261
Low Boost	Medium Boost	High Boost

Wastegate Bracket Kit for Super Short Canisters
#59007119007



- (1) Stainless steel bracket
- (2) Bracket to bearing housing screws
- (2) Canister to bracket lock nuts
- (1) Actuator rod nut (outboard side)
- (1) Long 410mm wastegate signal hose
- (2) Hose Clamps

Boost Control Solenoid Valve (BCSV) Kit
#179425




- (1) Boost control solenoid valve
- (2) BCSV screws
- (4) Hose clamps
- (1) Compressor cover boost port fitting
- (1) Comp cover boost port washer
- (1) Wastegate signal hose, 110mm
- (1) Wastegate signal hose, 410mm

Compressor Recirculation Valve Kit (CRV)
#179424



- (1) Plastic cover w/hose nipple
- (1) CRV disabling block-off plate
- (1) Diaphragm/piston assembly
- (1) Stiffer Spring #58061191364
- (3) Cover plate bolts w/locking compound

CRV Spring



- Softer spring w/blue mark #58061191379
- Standard / Stiffer Spring w/o mark #58061191364

Speed Sensor Kit
#179430



- (1) Speed sensor, frequency output
- (1) Speed sensor hold-down bolt

***Note: Speed Sensor signal conversion and display accessories can be purchased at: www.roadragegages.com

Wastegate Hose Kit
#179426

- (1) Wastegate signal hose, 410mm
- (2) Hose clamps



Turbo Speed Gauge (TSG-1)
The Turbo Speed Gauge (TSG-1) monitors turbo speed, and a whole lot more

- Plug and play solution for turbos outfitted with BorgWarner turbo speed sensors
- Includes open auxiliary channels for other devices such as MAP, Thermocouples, and Pressure Transducers
- Able to pass speed sensor and auxiliary channels through to data acquisition and/or engine ECU
- Graphically plots speed on a scrolling screen
- Converts speed to 0-5v signal
- Easily configurable for all BorgWarner turbocharger rotor groups

***Note: Available through select BorgWarner distributors

