

K32 Series On-Off Fan Clutch versus the imitators



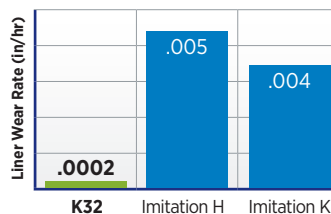
THE K SERIES FAN CLUTCH FROM BORGWARNER HAS DECADES OF PROVEN RELIABILITY ON OE PLATFORMS IN NORTH AMERICA. The K32 has had such great success over the years that other manufacturers have made attempts to copy the design for aftermarket applications. We did side-by-side testing of these imitations, and the K32 prevailed in torque capacity, friction liner life, overall weight, and parasitic drag. For longer life and dependability, choose only the genuine OE replacement – the BorgWarner K32 On-Off Fan Clutch.



**FOR ALL
CLASS 8 TRUCKS**

Highest torque capacity

BorgWarner's K32 Fan Clutch provides the highest On-Off clutch torque capacity available. The K32 clutches are continuously subjected to rigorous dynamic torque testing to ensure production product quality and consistency.



Longest friction liner life

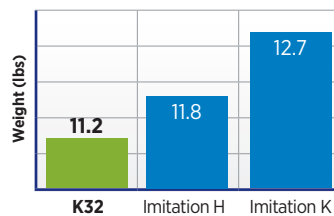
The K32 friction liner lasts over 10 times longer than the others, providing less cost of ownership over the vehicle life.

K32 Series On-Off Fan Clutch versus the imitators



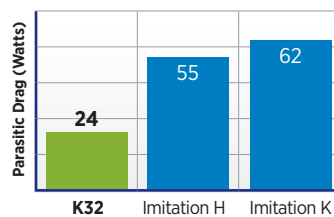
BORGWARNER SUPPORT

- Technical support hotline: 800-972-7811
- E-catalog with comprehensive cross reference and application search
- Dedicated field sales and service representatives that are always available to assist



Lowest weight

The K32 weighs less than the imitations, providing ease of installation. Unlike the others, there is no additional hardware required to configure and install.



Lowest drag

The K32 has the lowest disengaged parasitic drag of all clutches, which provides fuel economy benefits.